

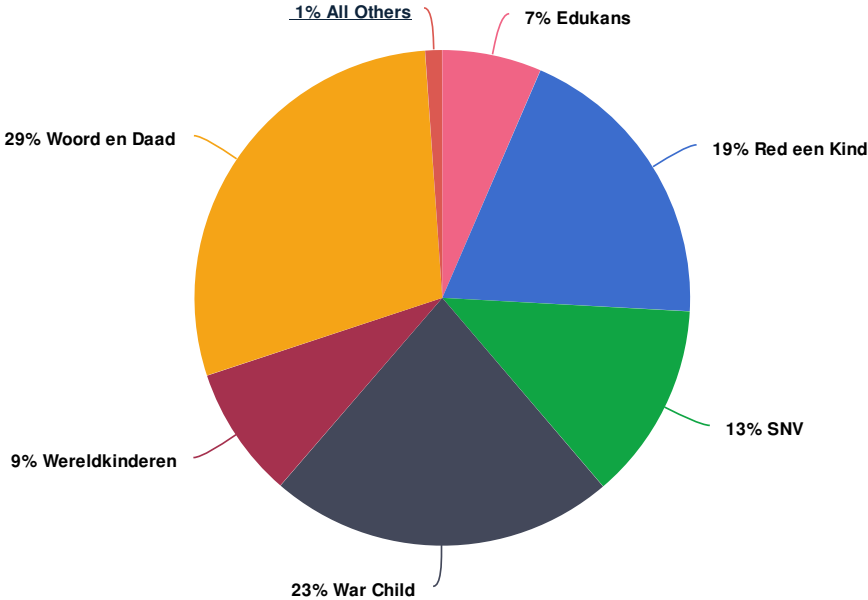
Report for Impact of COVID-19 for civil society organisations - Partos

Response Counts



Totals: 112

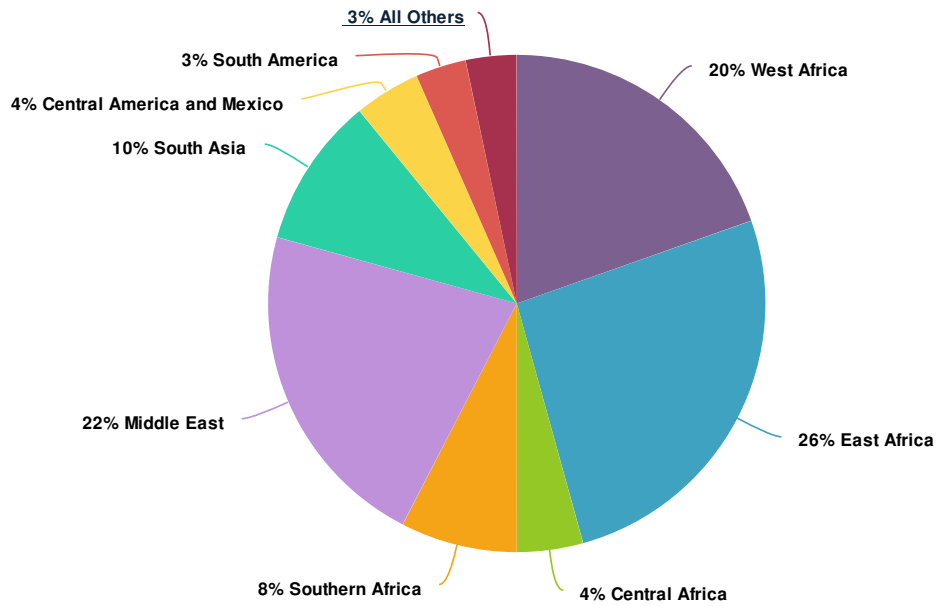
1. Please choose your main Dutch partner organisation from the Partos membership list.



Value	Percent	Responses
Edukans	6.5%	6
Red een Kind	19.4%	18
SNV	12.9%	12
War Child	22.6%	21
Wereldkinderen	8.6%	8
Woord en Daad	29.0%	27
Other / Not applicable	1.1%	1

Totals: 93

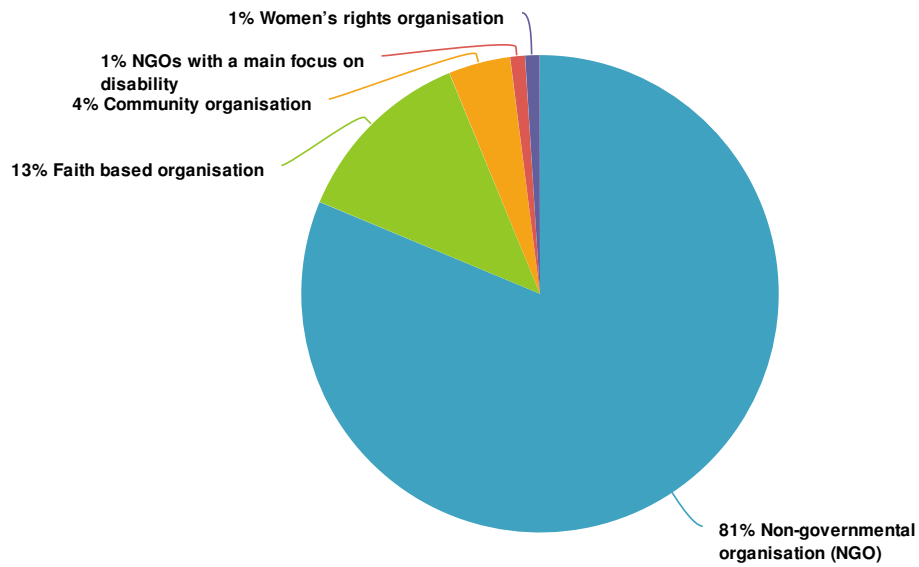
2. Please choose the region which best describes where your organisation is based.



Value	Percent	Responses
West Africa	19.6%	18
East Africa	26.1%	24
Central Africa	4.3%	4
Southern Africa	7.6%	7
Middle East	21.7%	20
East Asia	2.2%	2
South Asia	9.8%	9
Central America and Mexico	4.3%	4
South America	3.3%	3
East Europe	1.1%	1

Totals: 92

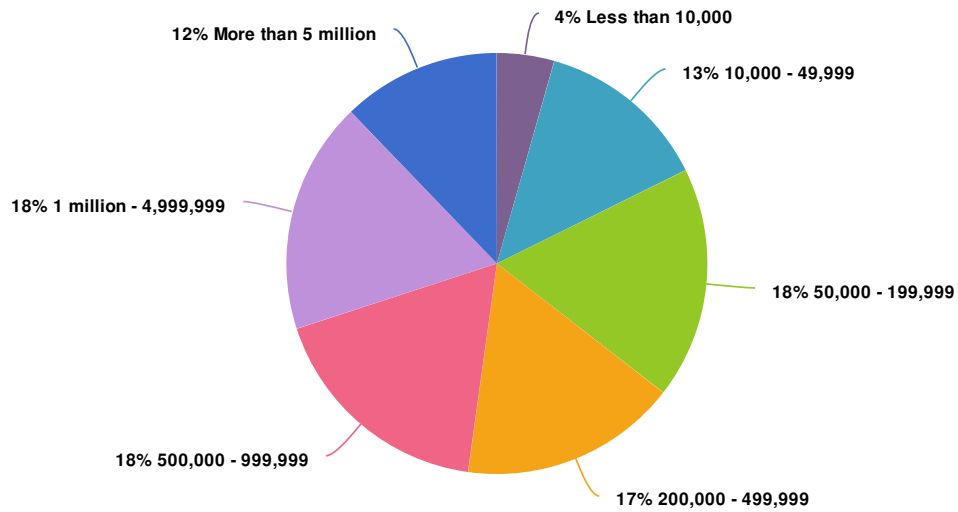
3. Please choose one of the following that best describes your organisation.



Value		Percent	Responses
Non-governmental organisation (NGO)		81.3%	78
Faith based organisation		12.5%	12
Community organisation		4.2%	4
NGOs with a main focus on disability		1.0%	1
Women's rights organisation		1.0%	1

Totals: 96

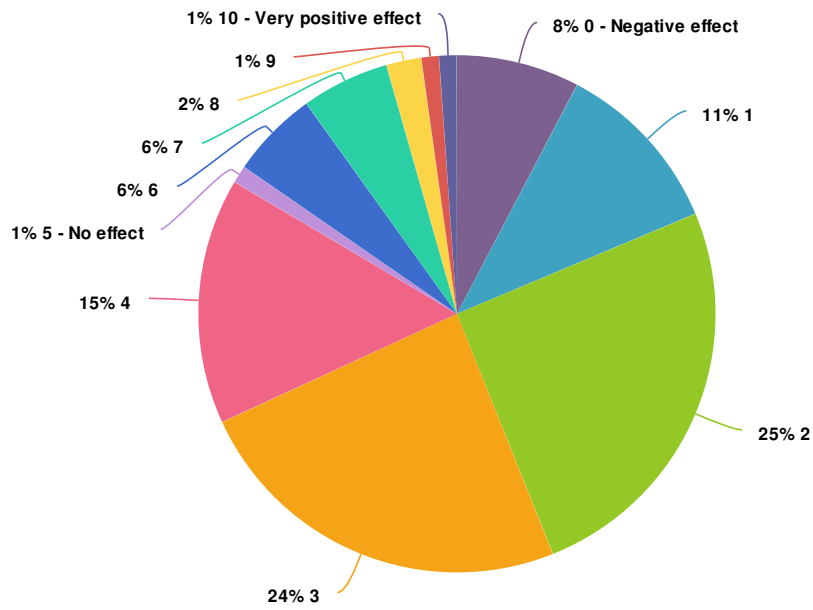
4. Approximately what was the total budget (in US Dollars) of your organisation in your last complete financial year?



Value	Percent	Responses
Less than 10,000	4.4%	4
10,000 - 49,999	13.3%	12
50,000 - 199,999	17.8%	16
200,000 - 499,999	16.7%	15
500,000 - 999,999	17.8%	16
1 million - 4,999,999	17.8%	16
More than 5 million	12.2%	11

Totals: 90

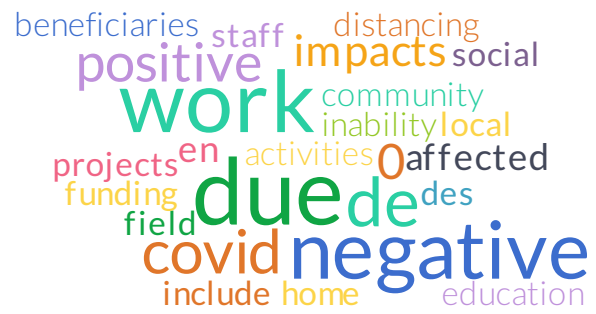
5. To what extent does the COVID-19 pandemic affect your current work?



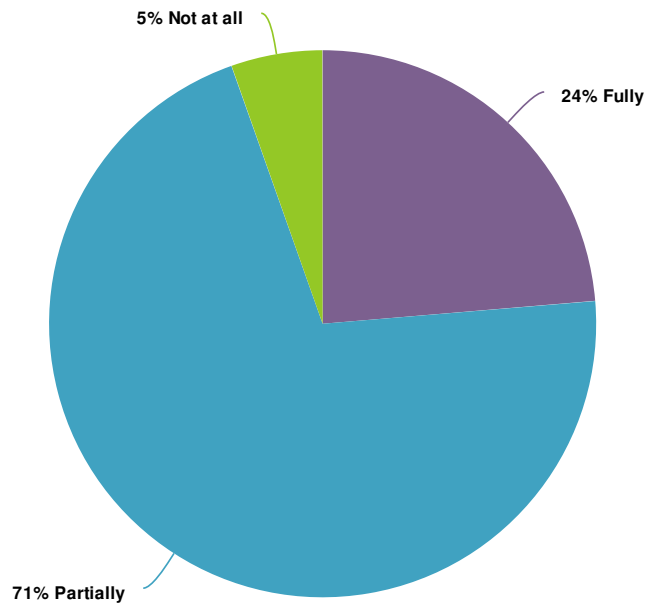
Value	Percent	Responses
0 - Negative effect	7.7%	7
1	11.0%	10
2	25.3%	23
3	24.2%	22
4	15.4%	14
5 - No effect	1.1%	1
6	5.5%	5
7	5.5%	5
8	2.2%	2
9	1.1%	1
10 - Very positive effect	1.1%	1

Totals: 91

6. Please provide any examples of negative and/or positive COVID-19 impacts you have experienced.



7. Have your activities pivoted to respond to the COVID-19 pandemic?



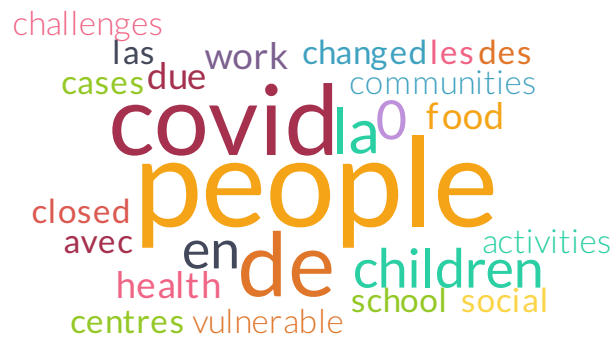
Value		Percent	Responses
Fully		23.7%	22
Partially		71.0%	66
Not at all		5.4%	5

Totals: 93

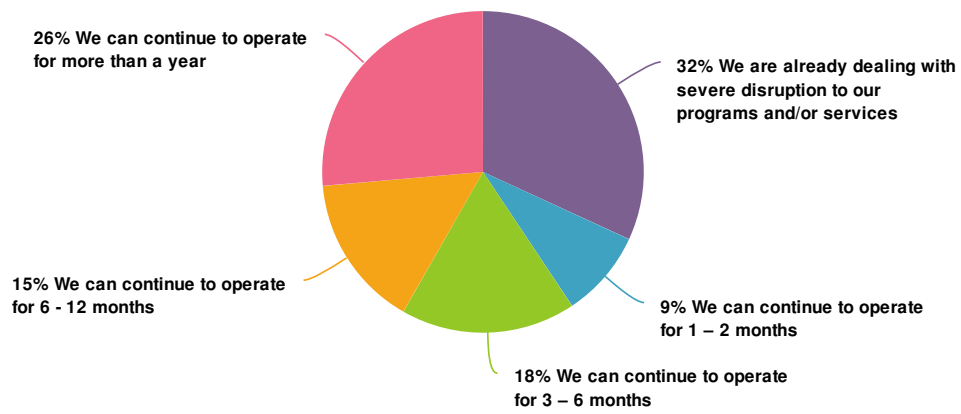
8. Please provide examples of how you support people to cope with the crisis (i.e. in terms of direct support, resilience, social cohesion, etc.)?



9. Does Covid-19 lead to changes in the people and/or communities you choose to work with? If yes, what changes?



10. As things currently stand, how long can you continue to operate without severe disruption to your programs and/or services?



Value	Percent	Responses
We are already dealing with severe disruption to our programs and/or services	31.9%	29
We can continue to operate for 1 - 2 months	8.8%	8
We can continue to operate for 3 - 6 months	17.6%	16
We can continue to operate for 6 - 12 months	15.4%	14
We can continue to operate for more than a year	26.4%	24

Totals: 91

11. What (if anything) could your Dutch partner organisation do to support you at this time?



12. What do you think might be some of the long-term effects of the COVID-19 pandemic on local development organisations such as yours?



13. Localisation has been defined as a process intended to shift power towards greater local leadership of humanitarian and development processes. Please describe any unintended positive or negative consequences of advancing international aid commitments to localisation.



14. To what extent do you agree or disagree with the following statements about aid localisation?

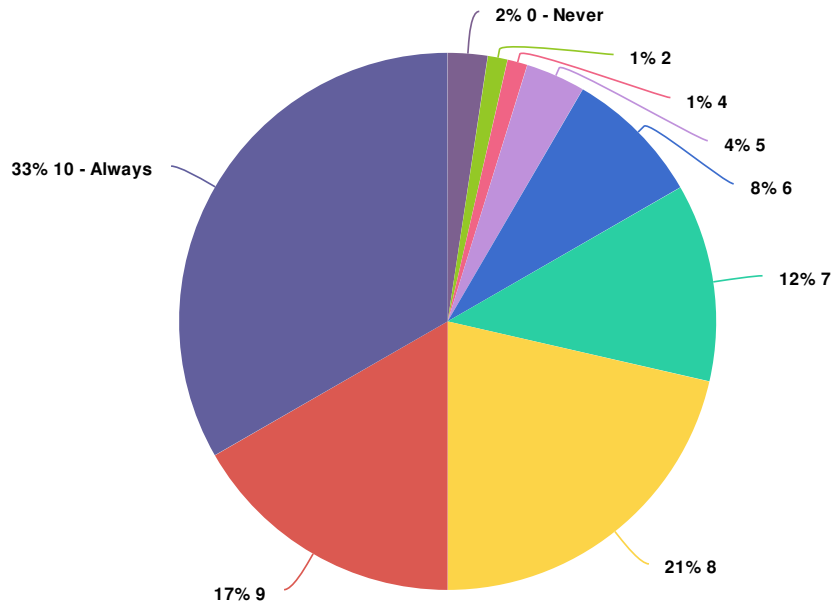
	0 - Totally disagree	1	2	3	4	5 - Neither disagree nor agree	6	7	8	9	10 - Totally agree	Responses
COVID-19 has created the conditions where the contributions of local development organisations will be more visible to international aid funders. Count Row %	1 1.2%	2 2.4%	3 3.5%	2 2.4%	6 7.1%	20 23.5%	10 11.8%	8 9.4%	12 14.1%	11 12.9%	10 11.8%	85
COVID-19 has made it more likely that international aid will understand and respond to locally-led priorities. Count Row %	1 1.2%	1 1.2%	2 2.4%	5 6.0%	3 3.6%	15 17.9%	7 8.3%	13 15.5%	10 11.9%	9 10.7%	18 21.4%	84
Our relationship with our Dutch partner organisation has made us more prepared to manage the changes in foreign aid or other external shocks that are beyond our control. Count Row %	0 0.0%	2 2.4%	1 1.2%	1 1.2%	3 3.5%	21 24.7%	10 11.8%	11 12.9%	9 10.6%	14 16.5%	13 15.3%	85

	0 - Totally disagree	1	2	3	4	5 - Neither disagree nor agree	6	7	8	9	10 - Totally agree	Responses
In our experience of working with our Dutch partner organisation in the time of COVID-19, we have achieved more equal ways of working together.	0 0.0%	2 2.4%	0 0.0%	0 0.0%	1 1.2%	18 21.2%	8 9.4%	11 12.9%	11 12.9%	15 17.6%	19 22.4%	85
Totals												85
Total Responses												85

15. Please provide examples of how you and your Dutch partner organisation have achieved more equal ways of working together in the time of the COVID-19 pandemic.



16. To what extent does your Dutch partner organisation act on the feedback that you and others provide?



Value	Percent	Responses
0 - Never	2.4%	2
2	1.2%	1
4	1.2%	1
5	3.6%	3
6	8.3%	7
7	11.9%	10
8	21.4%	18
9	16.7%	14
10 - Always	33.3%	28

Totals: 84

17. Please briefly describe any examples of feedback that you and others have provided to your Dutch partner organisation.

